



# Getting Started with Looker: Exploring looks to Support Data Entry


Data Engagement Workshop: June 25, 2020

---



## AGENDA

- Welcome
  - Fun Fact About You!
  - Review of Looker Models
  - Hands on Looker Practice
    - Clients with Annual Assessments Due
    - Actively Enrolled clients without A Release of Information
    - Clients with a Change in Income
-



# FUN FACT:

- Name
- Agency
- What's the last thing you ate today?

*Please log into the training site [scc-train.clarityhs.com](https://scc-train.clarityhs.com)*


---



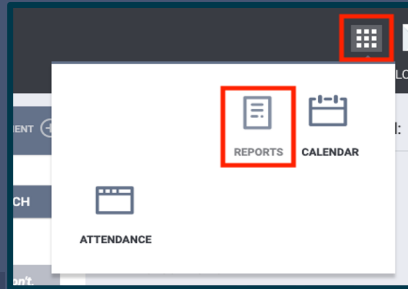
# Review Looker Models

---

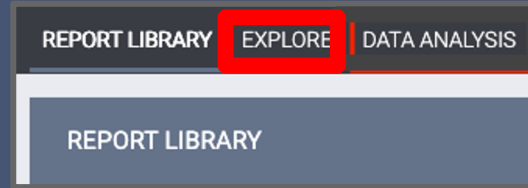
# How To Create Custom Reports using Explore



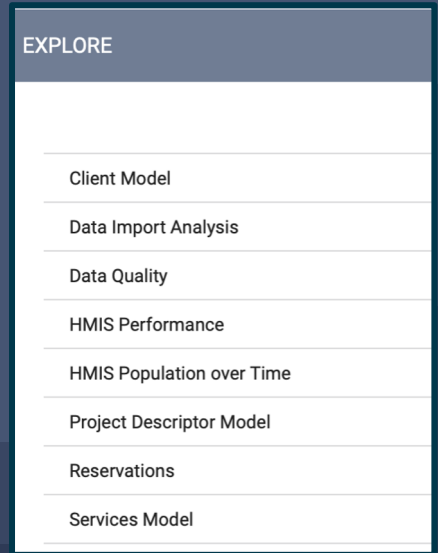
*Log in*



*Go to **REPORTS**; use the launch pad, then select reports*



*Select the **DATA ANALYSIS** Tab*



*Select the **Looker Model***

# Looker Models available in the Explore Tab

## Client Model:

- Clients only a profile screen was created
- Assessments like the VI-SPDAT
- Enrollments
- Services

Data Import Analysis: Not used at this time

## Data Quality:

- Used for analyzing data quality performance for projects
- Covers all HUD HMIS data elements
  - Annual Assessment Date - Date the Annual Assessment was completed.
  - Annual Assessment Status - summarizes the status of annual assessments
  - Annual Assessment w/i 30 Days of Anniversary - calculates whether the Annual Assessment was within 30 days of the anniversary date.
- Head of Household Project Start Date - For all Federal reporting, the Annual Assessment due date is the anniversary of the HoH's project start date.
- Targeted Annual Assessment - The date, based on the HoH project start date, when the Annual Assessment was or will be due.

# Looker Models available in the Explore Tab

## HMIS Performance:

- Most popular, general purpose model
- Must have a project enrollment to be included in this model

## HMIS Population over Time

- Longitudinal analysis
  - Program evaluators may be interested in this model
  - Look at total client population on a given day
  - Analyze long term trends in your data
  - Must have a project enrollment to be included in this model
-

# Looker Models available in the Explore Tab

## Project Descriptor Model

- No client data
- Information about projects and agencies
- System administrators would use this model
- Agency managers may find it useful for staff Looks (without client data)

Reservations- not used at this time

## Services Model

- Use for services that may or may not be connected to a project enrollment
  - Must have a service to be included in this model
  - Contains many of the same dimensions as the HMIS Performance model
-






# Looks to Support Data Entry

*Let's get started!*

---



# **Look #1: Clients with Annual Assessments Due**

**15 min**

---



# **Look #2: Actively Enrolled Clients without an Active Release of Information**

**15 min**

---



# Look #3: Clients with A Change in Income

**25 min**

---

# THANKS!

Any questions?

You can find us at

[JanelF@Bitfocus.com](mailto:JanelF@Bitfocus.com)

[TrevorM@Bitfocus.com](mailto:TrevorM@Bitfocus.com)

[scc-admin@Bitfocus.com](mailto:scc-admin@Bitfocus.com)

[sccsupport@Bitfocus.com](mailto:sccsupport@Bitfocus.com)

